

φ46 2.8/35mm F		Full Size	4/3"	1"
FOCAL LENGTH		f=35mm		
MAX. DIAMETER (RATIO)		F=1:2.8~22		
ELEMENT		10 GROUPS 11 ELEMENTS		
PICTURE SIZE		24x36mm	13.8x18.4mm	9.6x12.8mm
ANGLE	VER. ANGLE	37.2°	21.8°	15.3°
	HOR. ANGLE	53.7°	28.9°	20.3°
	DIA. ANGLE	62.6°	35.7°	25.2°
DISTORTION (TV)		-0.15%		
SHOOTING RANGE AT MINIMUM FOCUS DISTANCE	VER.	160.3mm	92.1mm	64.1mm
	HOR.	239.9mm	122.9mm	85.5mm
	DIA.	287.6mm	153.9mm	106.8mm
MINIMUM FOCUS DISTANCE		0.4m (FROM SENSOR)		
FLANGE BACK		46.5mm in air		
BACK FOCUS		34.6mm in air		
FILTER SCREW SIZE		M52x0.75		
FRONT/REAR EFFECTIVE DIA.		FRONT φ37.7 REAR φ24.6		
MOUNT		TFL-II (M48x0.75)		
EXIT PUPIL		-45.5mm		
TEMPERATURE RANGE		-10~+50°C		
STORAGE TEMPERATURE RANGE		-20~+60°C		
RESOLUTION CENTER/CORNER		CENTER 160lp/mm CORNER 63lp/mm		
WEIGHT		430g		

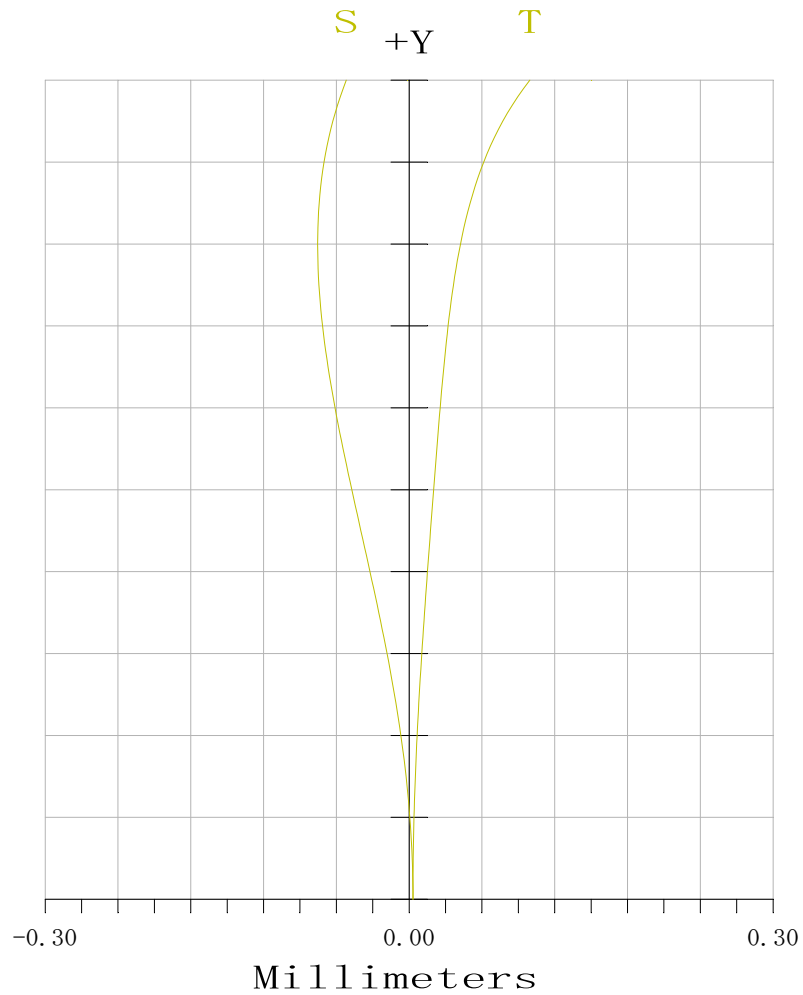
NOTE: Specifications and availability are subject to change without notice

注) 本仕様については、予告なしに変更する場合があります。

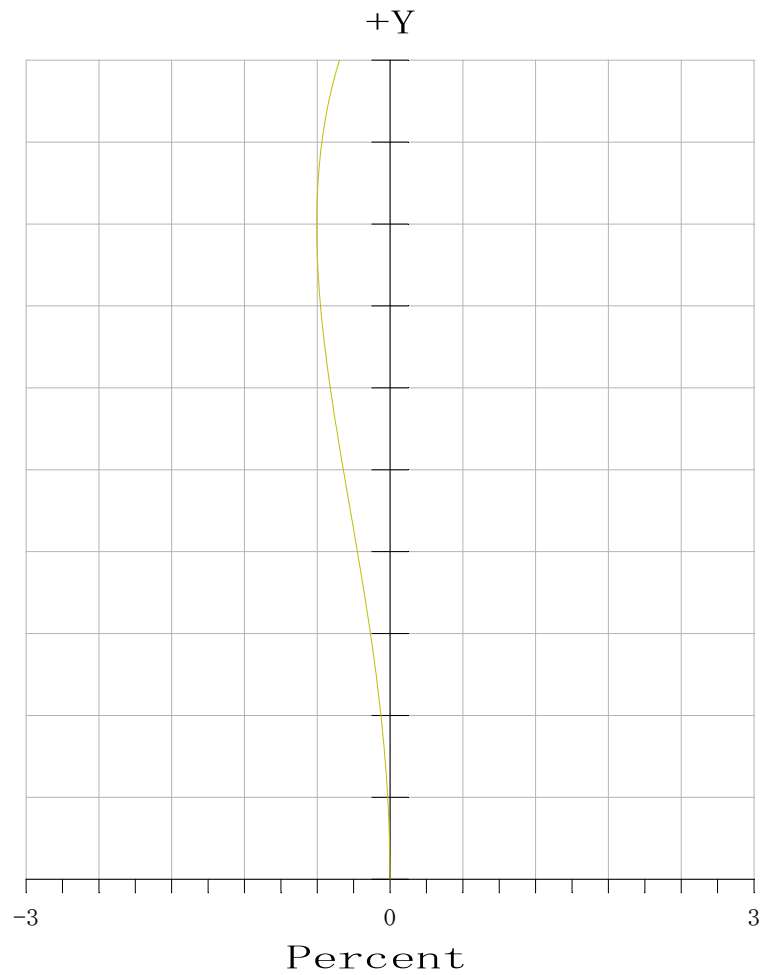


		尺度	1/1	工場番号	FS1036T
		機種名	φ46mm F2.8 f=35mm		
2015.4.14	更新	機種番	LM35LF-48 外觀図		
2010.10.15	作成年月日				

Field Curvature



Distortion



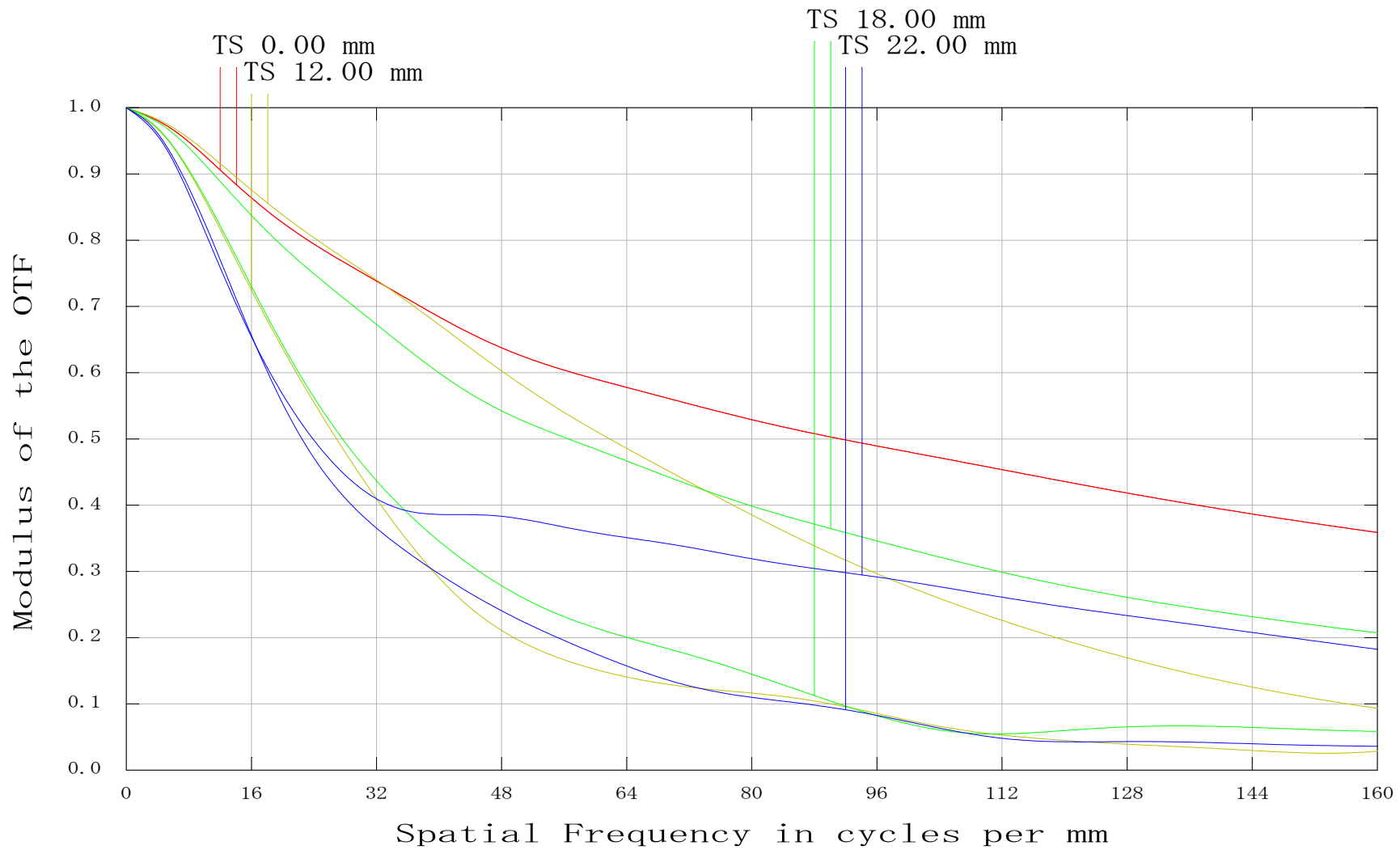
Field Curvature / F-Tan(Theta) Distortion

LM35LF (35mm F2.8) WD=1000mm

Maximum Field is 22.000 Millimeters.

Wavelengths: 0.588





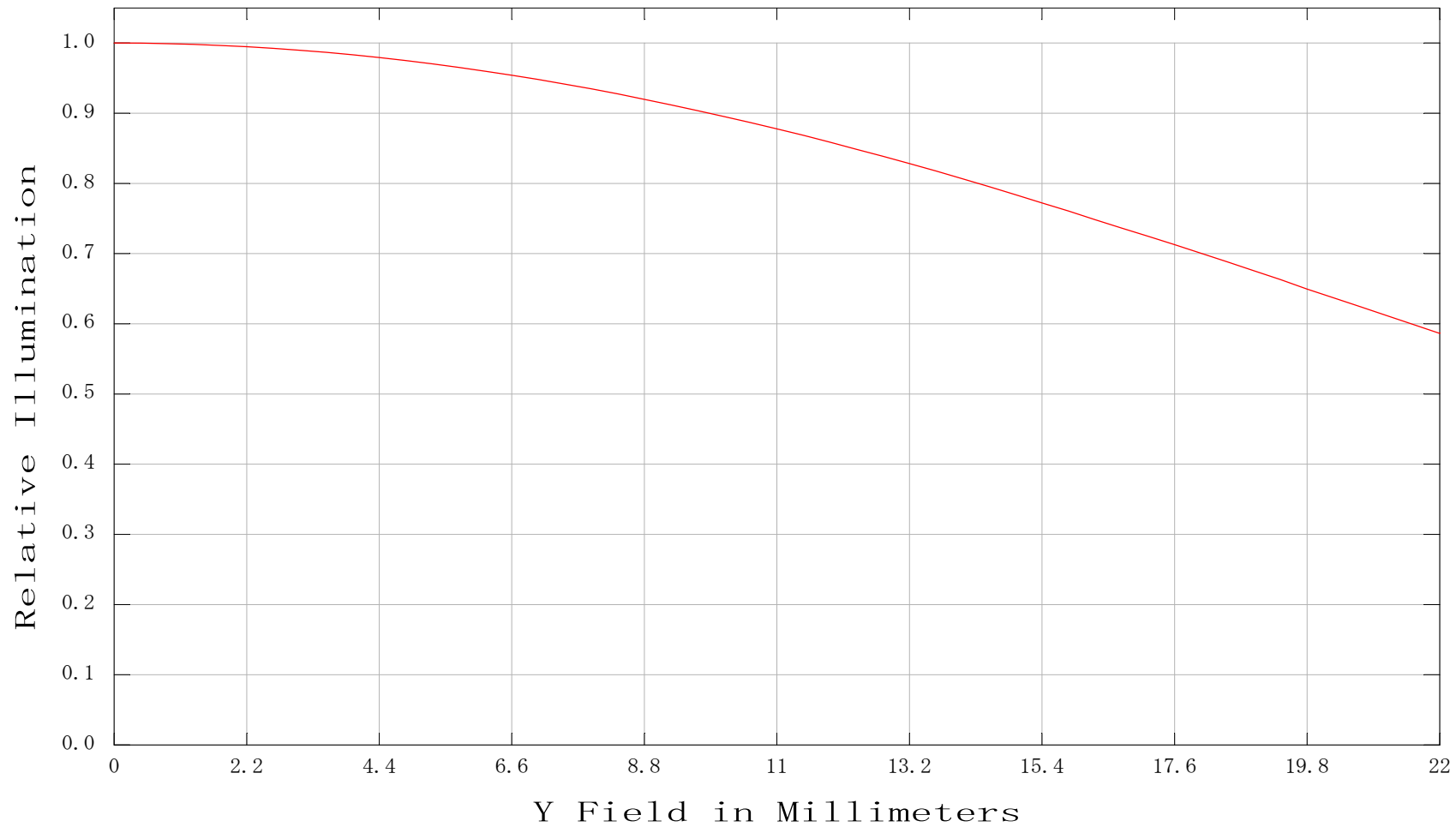
Polychromatic Diffraction MTF

LM35LF (35mm F2.8) WD=1000mm

Data for 0.4358 to 0.6563 μm .

Surface: Image





Relative Illumination

LM35LF (35mm F2.8)

Wavelength: 0.587562 μm





Transmission (%)

